



Volvo V40
(2015-2016)



Wiring Diagrams and Electric Model Year 2016



WIRING DIAGRAM 2016

Structure week 15w17 TP 39419031 - VOLVO V40 (13-), V40CC -

Table of Contents

Explanations & Abbreviations

How to use the wiring diagrams 1:2.....	8
How to use the wiring diagrams 2:2.....	9

Electrical distribution

Overview.....	10
Overview, Distribution box in engine compartment.....	11
Overview, Distribution box in engine compartment.....	12
Overview, Distribution box in passenger compartment.....	13

Fuses

Distribution box, engine compartment F7 - F23.....	14
Distribution box, engine compartment F24 - F32.....	15
Distribution box, engine compartment F33 - F33.....	16
Distribution box, engine compartment F34 - F36.....	17
Distribution box, engine compartment F37 - F48.....	18
Central Electronic Module (CEM) F57 - F68.....	19
Central Electronic Module (CEM) F69 - F87.....	20
Distribution box, passenger compartment F1 - F18.....	21
Distribution box, passenger compartment F19 - F35.....	22
Distribution box, passenger compartment F36 - F46.....	23
Main fuse box battery PF1 - PF5.....	24
Main fuse box battery PF6 - PF10.....	25
Distribution box, cold zone, engine compartment F1 - F1.....	26

Relays

Relays in the engine compartment.....	27
Relays in passenger and luggage compartment.....	28

Ground connections

Overview.....	29
31/2-31/6.....	30
31/10-31/32.....	31
31/47-31/80.....	32
31/83.....	33
31/84.....	34
31/88-31/95.....	35
31/107-31/X1.....	36

Control modules

Overview locations.....	37
Overview designations.....	38
Central Electronic Module (CEM), 1:3.....	39
Central Electronic Module (CEM), 2:3.....	40
Central Electronic Module (CEM), 3:3.....	41
Data communication, high speed CAN, 1:2.....	42
Data communication, high speed CAN, 2:2.....	43
Data communication, intermediate speed CAN.....	44
Data communication, Local CAN.....	45
Data communication, Extended CAN.....	46
Data communication MOST.....	47
Data communication LIN, 1:2.....	48
Data communication LIN, 2:2.....	49
Steering Wheel Module (SWM).....	50

Group 26 Cooling system

Cooling fan, VED4.....	51
Cooling fan, VEP4.....	52

Group 27 Engine controls

Cruise control, VED4.....	53
Cruise control, VEP4.....	54
Start-/Stop function, VED4.....	55
Start-/Stop function, VEP4.....	56

Group 28 Ignition and control system

Engine management system, VED4, 1:3.....	57
Engine management system, VED4, 2:3.....	58
Engine management system, VED4, 3:3.....	59
Engine management system, VEP4, 1:3.....	60
Engine management system, VEP4, 2:3.....	61
Engine management system, VEP4, 3:3.....	62
Emission control, VEP4.....	63

Group 32 Alternator and voltage regulator

Power supply.....	64
-------------------	----

Group 33 Starting system

Starting system.....	65
Starting system, 1:2, KLESS.....	66
Starting system, 2:2, KLESS.....	67

Group 35 Lighting

High and low beam - Halogen.....	68
High and low beam - Dual Xenon.....	69
High and low beam, LED.....	70
Beam length adjustment, manual.....	71
Running/Parking light, Tail lights.....	72
Running/Parking light, Tail lights - Dual Xenon.....	73
Running/Parking light, Tail lights, LED.....	74
Daytime running lights.....	75
Daytime running lights - Dual Xenon.....	76
Daytime running lights, LED.....	77
Fog lights.....	78
Brake lights.....	79
Reversing lights.....	80
Licence plate lighting.....	81
Follow-me-home lighting, LHD.....	82
Follow-me-home lighting, RHD.....	83
Active headlight.....	84
Interior lighting, 1:2, LHD.....	85
Interior lighting, 2:2, LHD.....	86
Interior lighting, 1:2, RHD.....	87
Interior lighting, 2:2, RHD.....	88

Group 36 Additional electrical equipment

Rain sensor.....	89
Direction indicator and hazard warning flashers, LHD.....	90
Direction indicator and hazard warning flashers, RHD.....	91
Wiper/washer windshield.....	92
Washer headlights.....	93
Wiper/Washer rear window.....	94
Keyless vehicle, 1:2.....	95
Keyless vehicle, 2:2.....	96
Horn.....	97
Anti-theft alarm.....	98
Pedestrian airbag system.....	99
Parking assistance and Park Assist Pilot (PAP), 2WD.....	100
Parking assistance and Park Assist Pilot (PAP), 4WD.....	101
Collision warning with power brake booster, W/O ACTGR.....	102
Collision warning with power brake booster, ACTGR.....	103
Alcohol lock.....	104

Table of Contents

Group 37 Wiring and fuses

Diagnostics system.....	105
Outlet 12V.....	106
Cable harness towbar/tow hitch 13-pin.....	107

Group 38 Instruments

Seat belt reminder.....	108
Driver information system.....	109

Group 39 Other

Audio, 1:2.....	110
Audio, 2:2.....	111
Audio High/Premium, 1:2, IAM.....	112
Audio High/Premium, 2:2, IAM.....	113
Audio High/Premium, 1:2, IHU.....	114
Audio High/Premium, 2:2, IHU.....	115
Cellular phone, 1:2.....	116
Cellular phone, 2:2.....	117
DAB Radio.....	118
TV receiver/TV control module.....	119
Bluetooth Handsfree, IAM.....	120
Bluetooth Handsfree, IHU.....	121
Navigation system & Traffic information, portable, VICS, JP.....	122
Parking camera, 2WD.....	123
Parking camera, 4WD.....	124
Sensus Connected Touch.....	125

Group 43 Transmission

Manual Transmission, MAN.....	126
Automatic transmission, AWF22.....	127
Differential Electronic System (DEM), 4WD.....	128

Group 59 Brake system

Brake control system, DSTC.....	129
---------------------------------	-----

Group 64 Steering

Speed dependent power steering.....	130
-------------------------------------	-----

Group 83 Doors and openings

Central locking front doors, LHD.....	131
Central locking front doors, RHD.....	132
Central locking rear doors.....	133
Central locking tailgate.....	134
Signal receiver central locking.....	135
Central locking fuel filler flap.....	136
Power windows front doors, LHD.....	137
Power windows front doors, RHD.....	138
Power windows rear doors.....	139
Power sunroof.....	140

Group 84 Exterior decorative elements, etc.

Power door mirrors, LHD.....	141
Power door mirrors, RHD.....	142
Heated door mirrors, LHD.....	143
Heated door mirrors, RHD.....	144
Blind spot information system, 1:2, LHD.....	145
Blind spot information system, 2:2, LHD & 2WD.....	146
Blind spot information system, 2:2, LHD & 4WD.....	147
Blind spot information system, 1:2, RHD.....	148
Blind spot information system, 2:2, RHD.....	149
Blind spot information system, 2:2, RHD.....	150
Heated windscreen.....	151

Group 85 Interior equipment

Power driver's seat with memory function, LHD.....	152
Power driver's seat with memory function, RHD.....	153
Power passenger seat, LHD.....	154
Power passenger seat, RHD.....	155
Heated front seats with fans, 2WD.....	156
Heated front seats with fans, 4WD.....	157
Heated front seats without fans, 2WD.....	158
Heated front seats without fans, 4WD.....	159
Heated rear seat, 2WD.....	160
Heated rear seat, 4WD.....	161

Group 87 Climate control system

Climate control system PTC-elements.....	162
Climate control system, 1:2, 4-CYL (VED4, VEP4).....	163
Climate control system, 2:2, 4-CYL (VED4, VEP4).....	164
Parking heater, auxiliary heater.....	165

Group 88 Internal equipment

Supplemental restraint system, 1:2.....	166
Supplemental restraint system, 2:2.....	167
Rear-view mirror with automatic dimming.....	168

Group 89 Body other

Radiator masking blind.....	169
-----------------------------	-----

Connectors.....170

Branching points.....213

Table of Contents

Cable harness routing in vehicle

Rear door harness, left.....	228
Rear door harness, right.....	228
Driver door harness, LHD.....	229
Driver door harness, RHD.....	229
Passenger door harness, LHD.....	230
Passenger door harness, RHD.....	230
Alternator and generator harness, VED4 AUTO.....	231
Alternator and generator harness, VED4 MAN.....	231
Alternator and generator harness, VEP4 AUTO.....	232
Alternator and generator harness, VEP4 MAN.....	232
Front bumper harness, V40.....	233
Front bumper harness, V40CC.....	233
Rear bumper harness, V40.....	234
Rear bumper harness, V40CC.....	234
Boot lid/tailgate harness.....	235
Boot lid/tailgate harness.....	235
Rear right axle harness, 2WD.....	236
Rear right axle harness, 4WD.....	236
Left rear axle harness, 2WD.....	237
Left rear axle harness, 4WD.....	237
Crankshaft sensor harness.....	238
Tunnel harness.....	238
Fuel tank harness, VED4.....	239
Fuel tank harness, VEP4 2WD.....	239
Fuel tank harness, VEP4 4WD.....	240
Differential Eleconic Module (DEM) harness, V40.....	240
Differential Eleconic Module (DEM) harness, V40CC 2WD.....	241
Differential Eleconic Module (DEM) harness, V40CC 4WD.....	241
Electric power steering harness, LHD.....	242
Electric power steering harness, RHD.....	242
WEM Harness.....	243
Trailer module adapter harness.....	243
Door lock switch jumper, driver door.....	244
Door lock switch jumper, passenger door.....	244
Glow plug adapter harness, VED4.....	245
Floor harness, LHD.....	246
Floor harness, RHD.....	247
Dashboard harness, LHD.....	248
Dashboard harness, RHD.....	249
Engine harness, VED4.....	250
Engine harness, VEP4.....	251
Roof harness, LHD.....	252
Roof harness, RHD.....	253
Engine compartment harness, LHD.....	254
Engine compartment harness, RHD.....	255

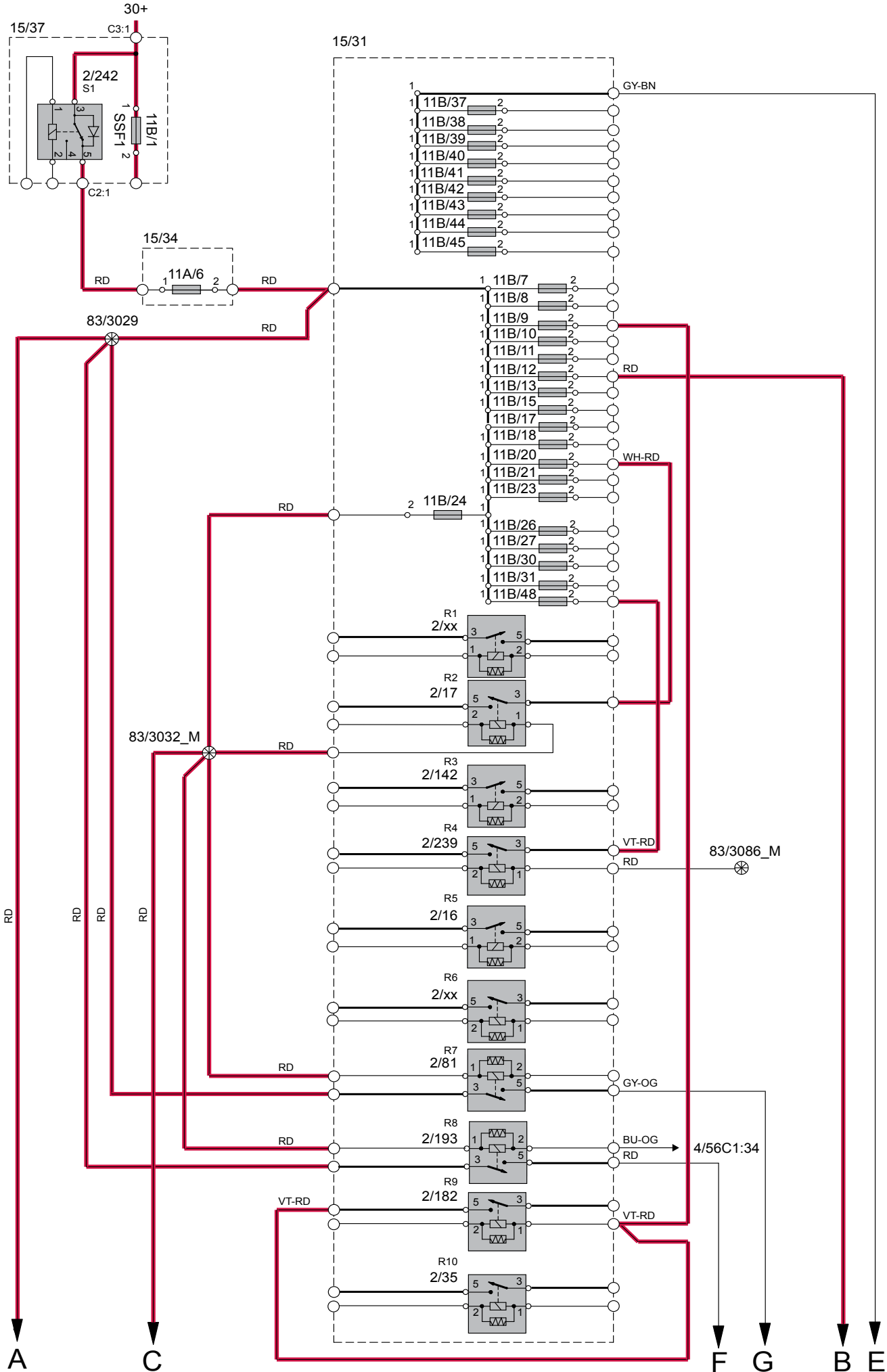
Component Illustrations.....	256
-------------------------------------	------------

Index.....	316
-------------------	------------

List of Components.....	318
--------------------------------	------------

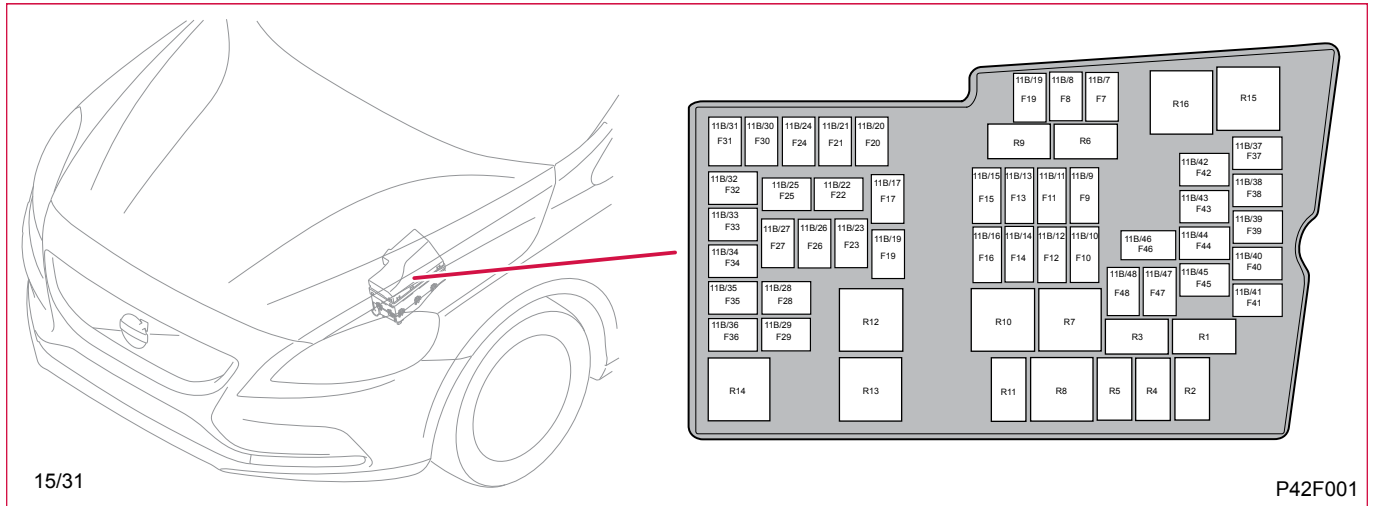
Electrical distribution

Overview, Distribution box in engine compartment, 1:2



Fuses

Distribution box, engine compartment F33 - F33

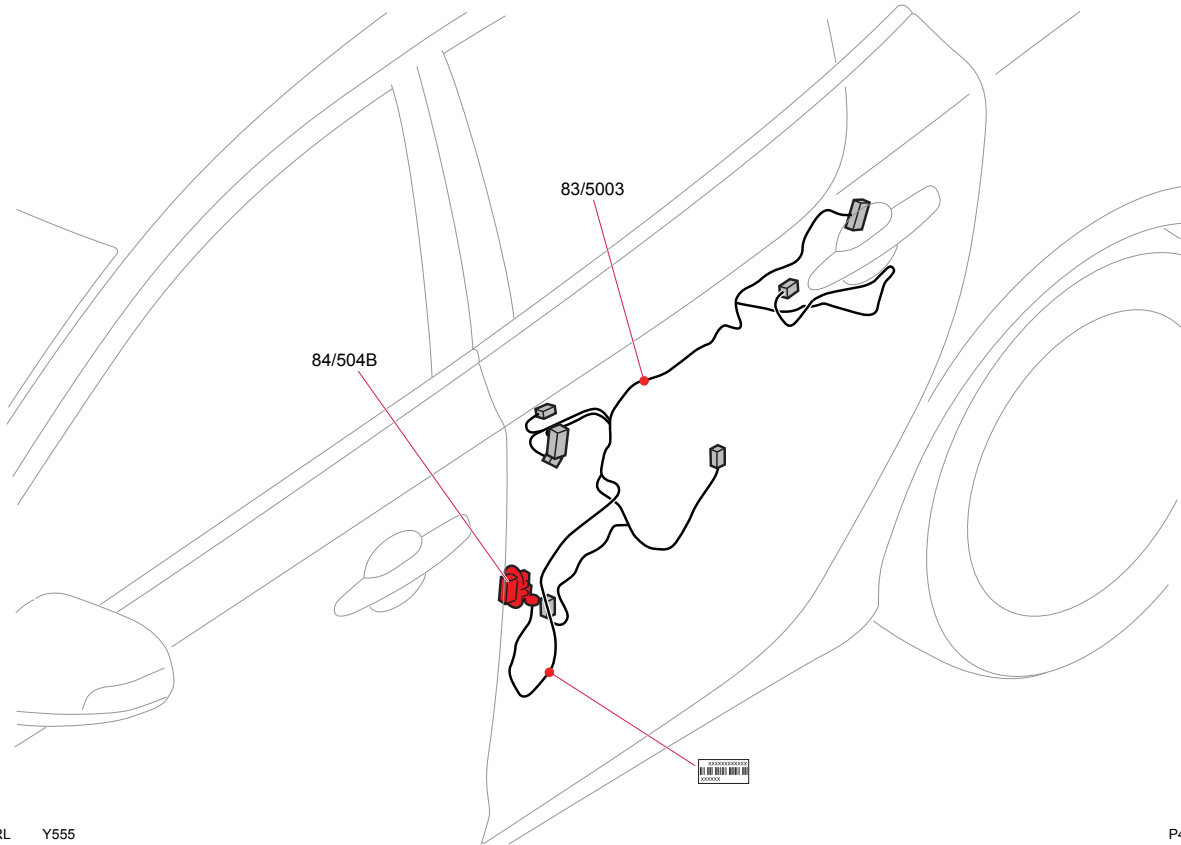


15/31 Distribution box, engine compartment

No.	No.	Fuse function	via	A
F33	11B/33	2/239 Relay, coolant pump, VED4	-	10
		R15 Relay, S2, VED4	-	
		4/109 Glow plug control module, VED4	-	
		4/136 Active Grill shutter Module (AGM), VED4	-	
		4/157 Active spoiler shutter module (ASSM), VED4	-	
		8/3 Electromagnetic clutch, climate control system, VED4	-	
		8/28 Turbo control valve, VED4 & LP	-	
		8/180 Engine oil pump solenoid, VED4	-	
		8/199 Vacuum regulator, turbo bypass control, VED4 & MP	-	
		8/200 Vacuum regulator, turbo waste gate control, VED4 & (EP, MP)	-	
		2/239 Relay, coolant pump, VEP4	-	
		R15 Relay, S2, VEP4	-	
		4/136 Active Grill shutter Module (AGM), VEP4	-	
		4/157 Active spoiler shutter module (ASSM), VEP4	-	
		8/3 Electromagnetic clutch, climate control system, VEP4	-	
		8/117 Solenoid, variable valve timing, inlet side, VEP4	-	
		8/118 Solenoid, variable valve timing, exhaust side, VEP4	-	
		8/159 Bypass valve, VEP4	-	
		8/180 Engine oil pump solenoid, VEP4	-	
		8/200 Vacuum regulator, turbo waste gate control, VEP4	-	
Continues				

Cable harness routing in vehicle

Rear door harness, left

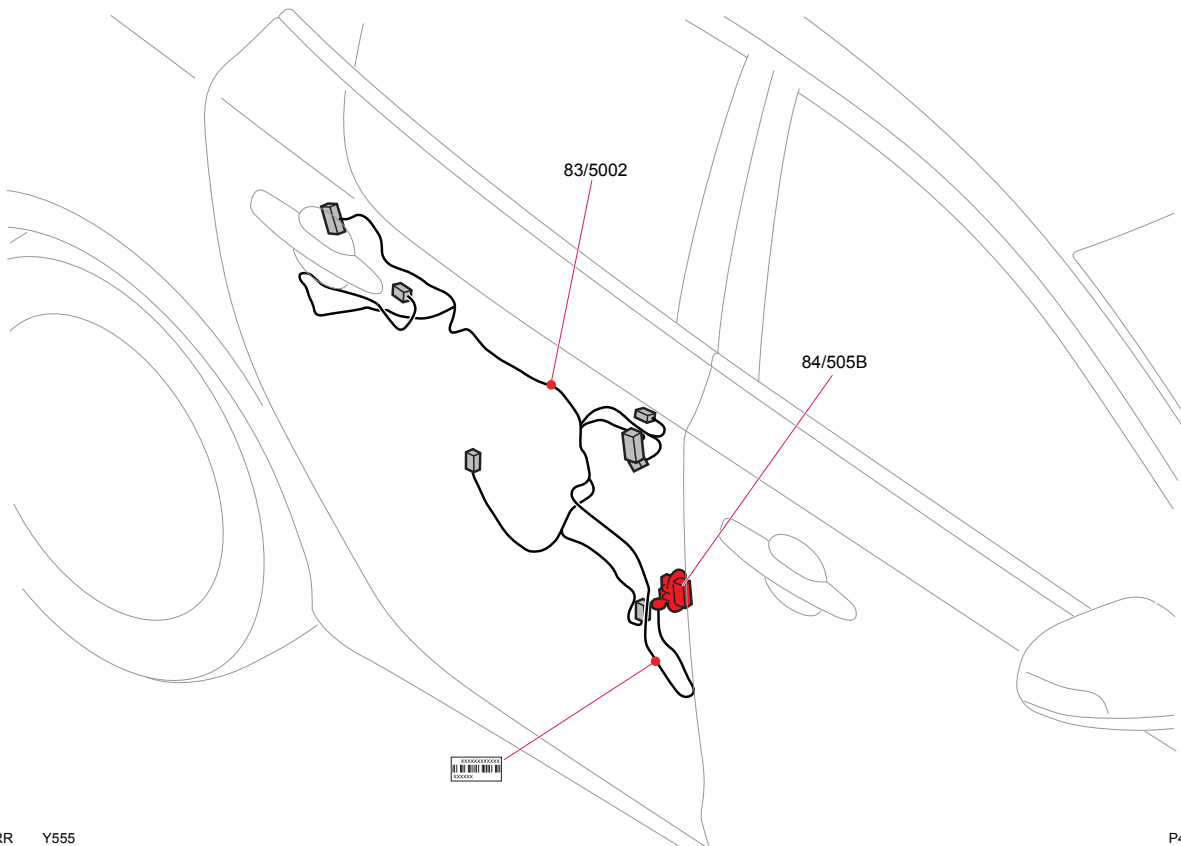


14240 RL Y555

P43H007

Cable harness routing in vehicle

Rear door harness, right



14240 RR Y555

P43H008