



Volvo S80
(2007-2008)



Wiring Diagrams and Electric Model Year 2008

VOLVO V70 (08-) & S80 (07-)

WIRING DIAGRAM 2008



TP 39115202

Table of Contents 1:3

Vehicles with SRS (Airbag)/SIPS bag/IC (Inflatable curtain).....	2
Explanations	7
Abbreviations.....	7
How to use the wiring diagrams 1:2.....	8
Electrical distribution 1:2.....	10

Fuses

Engine compartment electrical center F1-F7.....	12
Engine compartment electrical center F9-F21.....	13
Engine compartment electrical center F22-F34.....	14
Engine compartment electrical center F35-F38.....	15
Engine compartment electrical center F39-F44.....	16
Central Electronic Module (CEM) F1-F15.....	17
Central Electronic Module (CEM) F17-F28.....	18
Rear electrical center FA1-FA12	19
Distribution box in cargo compartment FB1-FB12.....	20
Rear electrical center FD1-FD7	21
Battery PF1-PF2.....	22

Relays

Relays in the engine compartment R2.....	23
Relays in the engine compartment R8-R9.....	24
Relays in the engine compartment R10-R13.....	25
Distribution box in cargo compartment RA1-RD1.....	26
Central Electronic Module (CEM)	27

Ground connections

Overview	28
31/1 - 31/7	29
31/10 - 31/15	30
31/47 - 31/66	31
31/67 - 31/84	32
31/88 - 31/95	33
31/96 - 31/TRM.....	34
31/INFOT - 31/AL	35

Control modules

Overview of locations.....	36
Overview of designations.....	37
Central electronic module (CEM) 1:3.....	38
Data communication high speed CAN	41
Midspeed CAN data communication, LHD	42
Midspeed CAN data communication, RHD.....	43
Data communication LIN 1:2	44
Data communication MOST.....	46
Steering Wheel Module (SWM)	47

Group 23 Fuel system

Engine management system, 5 Cyl. Turbo 1:2.....	48
Engine management system, 6 cyl. 1:2.....	50
Engine management system, 6-cyl. Turbo 1:2	52
Engine management system, 8 cyl. 1:2.....	54
Engine management system 5 Cyl. Diesel 1:3	56
Emission control 5 Cyl. Turbo	59
Emission control, 6 cyl.	60
Emission control, 8 cyl.	61

Group 26 Cooling system

Cooling fan, 5 cyl. & 6 cyl.....	62
Cooling fan, 5 Cyl. Diesel.....	63
Cooling fan, 8 cyl.	64

Group 27 Engine controls

Cruise control, 5 Cyl. & 6 Cyl.....	65
Cruise control, Diesel.....	66
Cruise control, 8 Cyl.....	67

Group 32 Alternator and voltage regulator

Power supply	68
--------------------	----

Group 33 Starting system

Starting system	69
-----------------------	----

Group 35 Lighting

High and low beam	70
High and low beam (Bi-Xenon)	71
Beam length adjustment, manual	72
Beam length adjustment, automatic (Bi-Xenon)	73
Running/parking lights, Tail lights V70.....	74
Running/parking lights, Tail lights S80.....	75
Running/parking lights, Tail lights (Bi-Xenon) V70.....	76
Running/parking lights, Tail lights (Bi-Xenon) S80.....	77
Fog lights V70	78
Fog lights S80	79
Brake light V70	80
Brake light S80	81
Reversing lights V70	82
Reversing lights S80	83
Follow-me-home lighting, LHD.....	84
Follow-me-home lighting, RHD	85
Interior lighting, LHD 1:2	86
Interior lighting, RHD 1:2.....	88
Active headlights.....	90
Lighting in sill moldings.....	91
Auxiliary lights.....	92

Table of Contents 2:3

Group 36 Additional electrical equipment

Rain sensor.....	93
Direction indicator and Hazard warning flashers LHD V70	94
Direction indicator and Hazard warning flashers LHD S80	95
Direction indicator and Hazard warning flashers RHD V70.....	96
Direction indicator and Hazard warning flashers RHD S80.....	97
Windshield wiper/washer.....	98
High-pressure headlight washer.....	99
Wiper/washer rear window	100
Horn	101
Keyless vehicle 1:2.....	102
Anti-theft alarm	104
Parking assistance.....	105
Collision warning with brake servo	106
Tire pressure warning (TPMS).....	107

Group 37 Wiring and fuses

Diagnostics system.....	108
12V outlet	109
Tow hitch cable harness, 4-pin V70.....	110
Tow hitch cable harness, 4-pin S80.....	111
Tow hitch cable harness, 7-pin V70.....	112
Tow hitch cable harness, 7-pin S80.....	113
Tow hitch cable harness, 13-pin V70.....	114
Tow hitch cable harness, 13-pin S80.....	115
Accessory USB unit (AUU).....	116

Group 38 Instruments

Seat belt reminder	117
Driver information module.....	118

Group 39 Other

Audio Premium 1:3	119
Audio 1:2	122
Cellular phone 1:2.....	124
Bluetooth phone system	126
Bluetooth Handsfree	127
Multimedia & Traffic information	128
Rear seat entertainment	129
Satellite radio	130
Parking camera.....	131
Navigation system, portable	132

Group 43 Transmission

M66 transmission.....	133
Automatic transmission TF-80SC AWD.....	134
Differential Electronic Module (DEM).....	135

Group 55 Parking brake

Electronic parking brake	136
--------------------------------	-----

Group 59 Brake system

Brake control system & DSTC	137
-----------------------------------	-----

Group 64 Steering

Electronic power steering.....	138
--------------------------------	-----

Group 76 Shock absorbers

Four-C	139
--------------	-----

Group 83 Doors and openings

Central locking, front doors, LHD.....	140
Central locking, front doors, RHD	141
Central locking, rear doors.....	142
Central locking, trunk lid V70	143
Central locking, trunk lid S80	144
Central locking, fuel filler flap	145
Signal receiver, central locking	146
Front door power windows, LHD.....	147
Front door power windows, RHD	148
Rear door power windows	149
Power sunroof.....	150

Group 84 Exterior decorative elements etc.

Power door mirrors, LHD	151
Power door mirrors, RHD.....	152
Heated door mirrors, LHD.....	153
Heated door mirrors, RHD	154
Blind spot information system LHD.....	155
Blind spot information system RHD	156
Rear window defroster	157

Group 85 Interior equipment

Power driver's seat with memory function, LHD	158
Power driver's seat with memory function, RHD.....	159
Power passenger seat, LHD	160
Power passenger seat, RHD	161
Heated power front seats with fans.....	162
Heated power front seats without fans.....	163
Electrically heated rear seat.....	164

Table of Contents 3:3

Group 87 Climate control system

Climate control system PTC elements.....	165
Climate control system 5, 6 & 8 cyl. 1:2.....	166
Climate control system 5 Cyl. Diesel 1:2.....	168
Parking heater, auxiliary heater.....	170
Parking heater, remote start.....	171
Refrigeration box rear seat.....	172

Group 88 Internal equipment

Automatic anti-dazzle rearview mirror.....	173
Supplemental Restraint System (SRS) 1:2.....	174
Electrically adjustable head restraint.....	176
Remote garage door opener.....	177

Connectors 178

Branching points209

Cable harness routing in vehicle

Engine harness, 5 cyl.	225
Engine harness, 6 cyl.	225
Engine harness, 6 cyl. Turbo.....	226
Engine harness, 8 cyl.	226
Engine harness, Diesel.....	227
Harness engine compartment.....	228
Dashboard harness, LHD.....	229

Dashboard harness, RHD.....	230
Harness Floor, LHD S80.....	231
Harness Floor, RHD S80.....	232
Harness floor, LHD V70.....	233
Harness floor, RHD V70.....	234
Harness infotainment, LHD S80.....	235
Harness infotainment, RHD S80.....	236
Harness Infotainment, LHD V70.....	237
Harness Infotainment, RHD V70.....	238
Harness ceiling, S80.....	239
Harness ceiling, V70.....	239
Harness center console.....	240
Harness tunnel.....	240
Harness front door, left.....	241
Right front door harness.....	241
Harness rear door, left.....	242
Right rear door harness.....	242
Harness trunk lid/tailgate, S80.....	243
Harness trunk lid/tailgate, V70.....	243
Harnesses rear axle.....	244

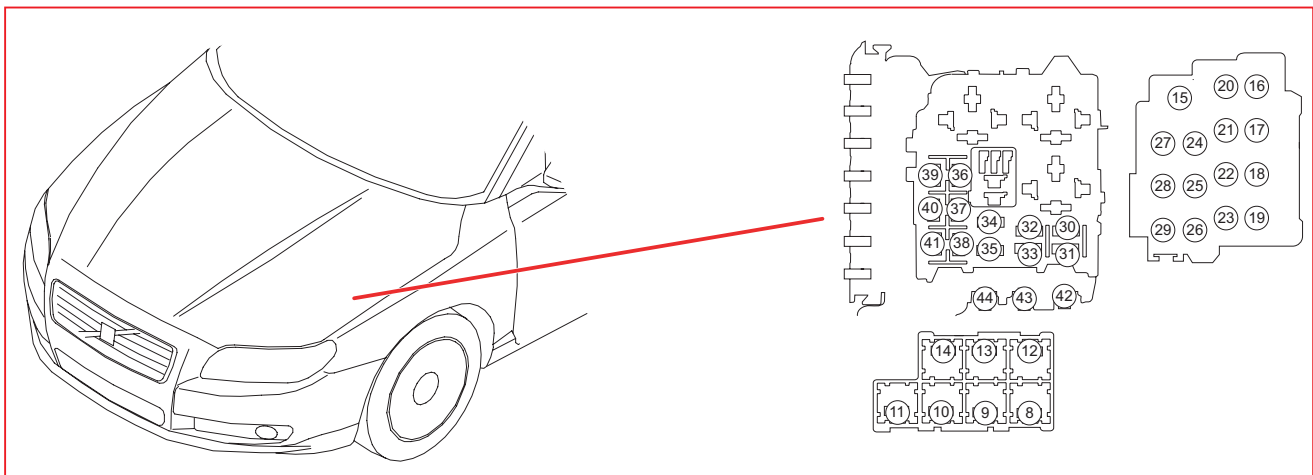
Component illustrations245

Index 1:2 303

List of components 1:7305

Fuses

Engine compartment electrical center F39-F44

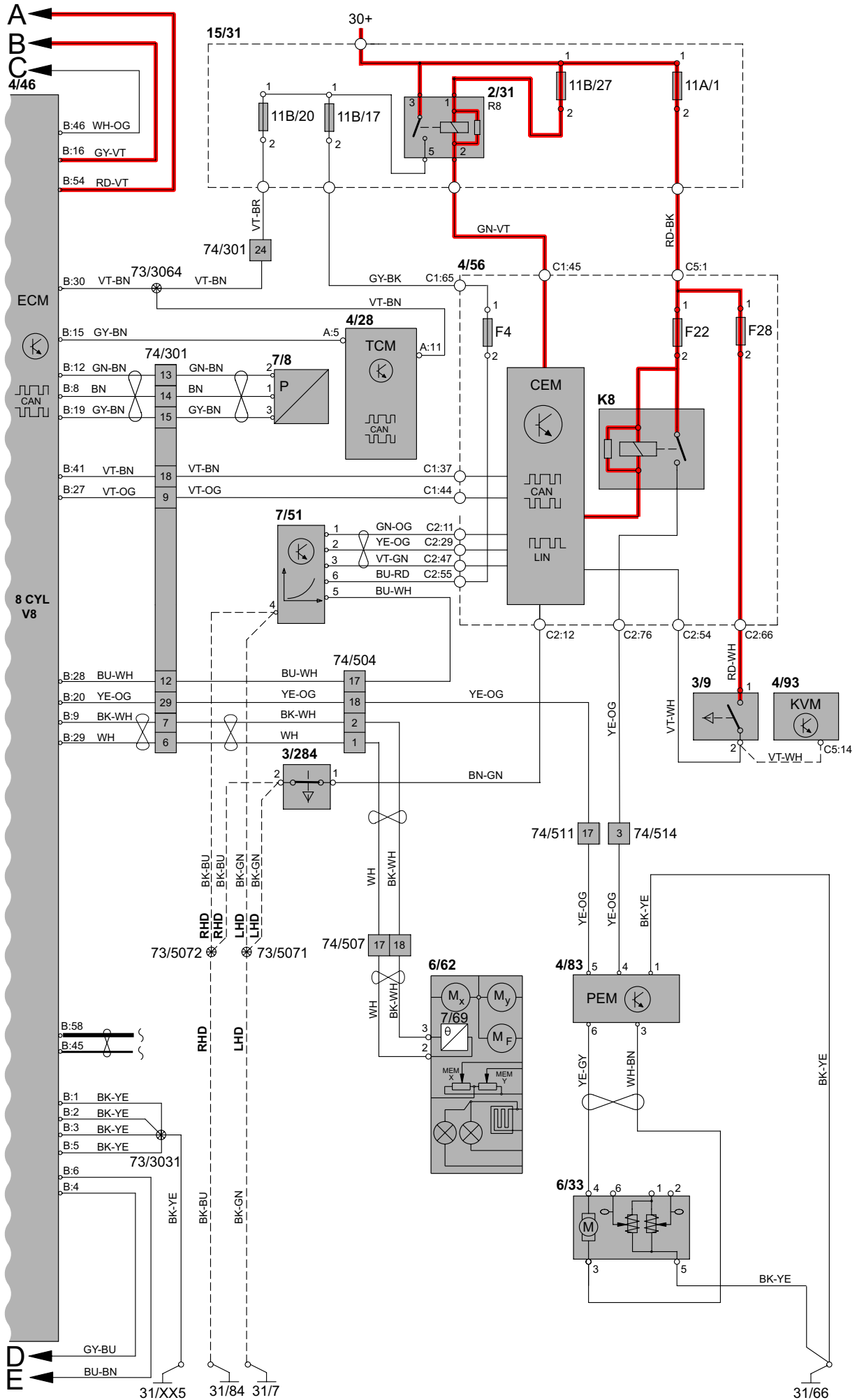


15/31 Engine compartment electrical center

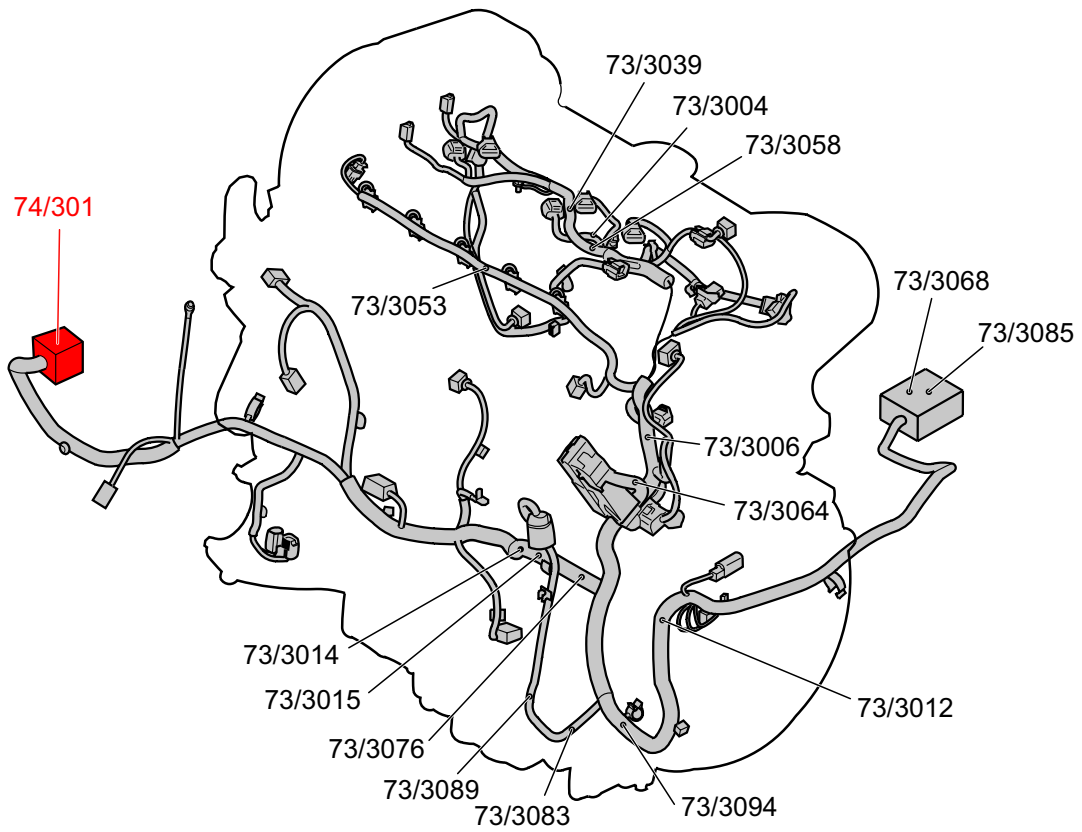
No.	No.	Fuse function	via	A		
F39	11B/39	7/15 Heated oxygen sensor, front, 5 Cyl. T.	-	15		
		7/103 Rear heated oxygen sensor, 5 Cyl. T.	-			
		8/18 EVAP valve, 5-Cyl. T.	-			
	7/15 Front oxygen sensor, bank 1, 6 Cyl.	-	-			
		7/82 Rear oxygen sensor, bank 1, 6 cyl.			-	
		7/103 Front oxygen sensor, bank 2, 6 Cyl.			-	
		7/104 Rear oxygen sensor, bank 2, 6 cyl.			-	
		8/18 EVAP valve, 6 Cyl.			-	
		7/15 Front oxygen sensor, bank 2, 8 Cyl.			-	-
					7/82 Front oxygen sensor, bank 1, 8 Cyl.	
7/103 Rear oxygen sensor, bank 2, 8 Cyl.	-					
7/104 Rear oxygen sensor, bank 1, 8 Cyl.	-					
8/107 Variable intake valve, 8 Cyl.	-	-				
8/118 Solenoid, variable valve timing, exhaust, bank 1, 8 Cyl.	-	-				
7/15 Heated oxygen sensor, front, 5 Cyl. T., Diesel	-	10				
F40	11B/40	9/32 PTC resistor crankcase ventilation 5 Cyl. T., Diesel	-	20		
		9/38 Heated fuel filter, 5 Cyl. T., Diesel	-			
		9/47 PTC resistor crankcase ventilation in hose, Diesel	-			
	6/73 Coolant pump, 8 Cyl.	2/239	10			
F41	11B/41	6/67 Fuel leakage control pump, not Diesel & 5-Cyl., T.	-	5		
F42	11A/42	20/22-26 Glow plug	4/109	70		
F43	11A/43	4/121 Control module cooling fan, not 5 Cyl. T.	-	50		
F44	11A/44	4/71 Cooling fan control module	-	60		

Group 23 Fuel system

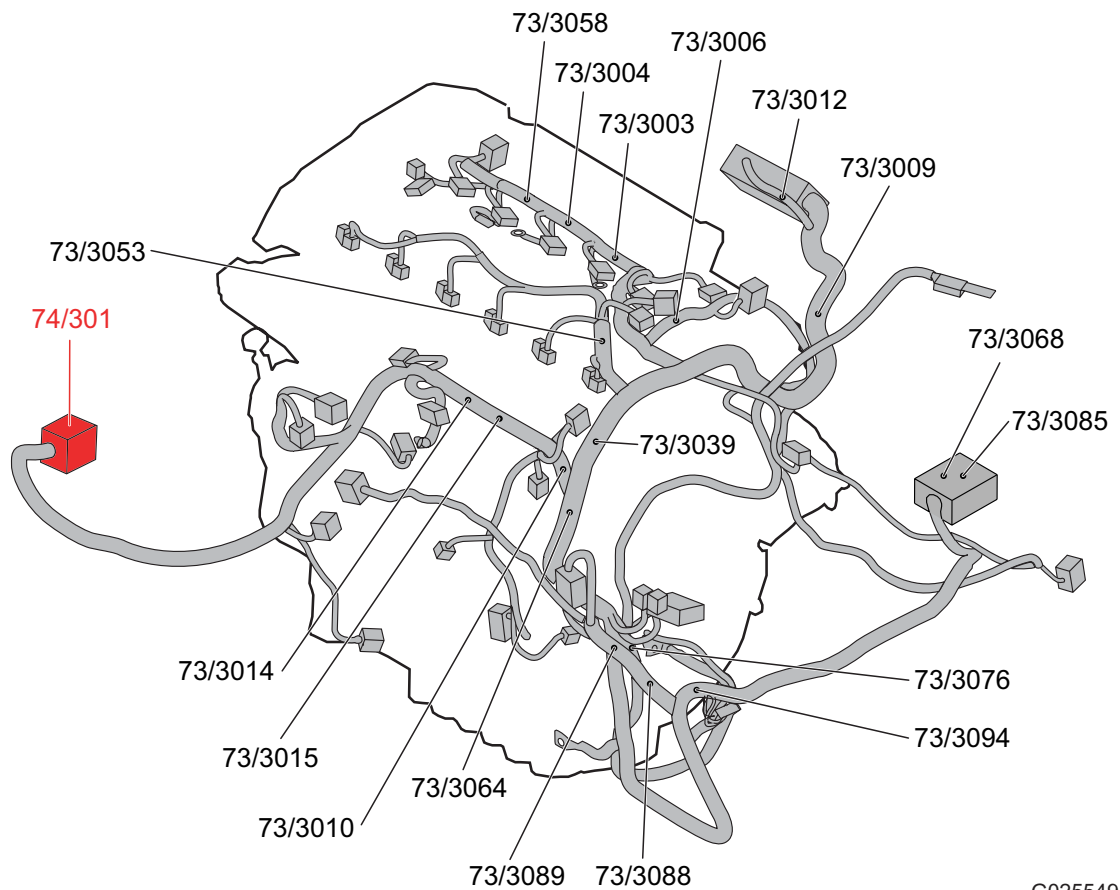
Engine management system, 8 cyl. 2:2



Cable harness routing in vehicle
Engine harness, 5 cyl.



Cable harness routing in vehicle
Engine harness, 6 cyl.



G025549