



Volvo S80 Typ TS
(2001-2002)



Wiring Diagrams and Electric Model Year ~~2002~~

Abbreviations	3
How to use the wiring diagram	4
Electrical distribution	
Overview	6
Fuses	
Engine compartment 11A/1-7	8
Engine compartment 11B/1-9	9
Engine compartment 11B/11-23	10
Passenger compartment 11C/1-21	11
Passenger compartment 11C/22-28	12
Passenger compartment 11C/29-38	13
Cargo compartment 11D/1-18	14
Cargo compartment 11E/1-7	15
Relays/Shunts	
Ignition switch with relays	16
Engine compartment FMA2 - FST3	17
Passenger compartment CMA2 - CSH4	18
Cargo compartment RMA1 - RSH6	19
Other relays	20
Ground connection	
31/1 - 31/66	21
31/67 - 31/91	22
31/93 - 31/98	23
Control modules	
Overview	24
Central Electronic Module CEM	26
Rear Electronic Module REM	28
Data communication	30
Group 23	
Engine management system Denso	32
Engine management system, ME7 5-cylinders	34
Engine management system, ME7 6-cylinders	36
Engine management system, Bifuel	38
Engine management system, Diesel	40
Emission control Denso	42
Emission control ME7	43
Group 26	
Electric cooling fan	44
Group 27	
Cruise control	45
Group 32	
Power supply	46
Group 33	
Starting system	47
Group 35	
High beam, low beam and auxiliary light wiring	48
High beam, low beam and auxiliary light wiring Bi-Xenon	49

Fog lights	50
Parking lights, tail lights and license plate lighting	51
Brake lights	52
Reversing lights	53
Interior lighting	54
Beam length adjustment	55
Instrument and control lighting	56
Safety lighting	57

Group 36

Indicators and warning lights	58
Horn	59
Wiper/Washer, Windscreen	60
Wiper/Washer, Headlights	61
Rain sensor	62
Electronic immobilizer	63
Anti-theft alarm	64
Control module, electronic accessories	65

Group 37

Diagnostics system	66
Towing bracket wiring	67
12V outlet	68
12V outlet, cargo compartment	69

Group 38

Seat belt reminder	70
Combined instrument panel	71
Combined instrument panel, Bifuel	72

Group 39

Audio without auxiliary amplifier	73
Audio with auxiliary amplifier	74
Road Traffic Information RTI	76
Mobile telephone	77

Group 43

Automatic transmission, AW 55-50	78
Automatic transmission, 4T65EV	79
Geartronic	80
Shift lock	81
Differential Electronic Module DEM	82

Group 59

Brake control system	83
----------------------------	----

Group 64

Electronic power steering	84
---------------------------------	----

Group 83

Power windows	85
Central lock	86
Power sunroof	87

Group 84

Heated rear window	88
Heated door mirrors	89
Power door mirrors	90

Order number TP 3960032

Replaces previous manual TP 3960031

Contents

Group 85

Heated seats.....	91
Power driver's seat	92
Power passenger seat	93

Group 87

Standard heater.....	94
Manual climate control (MCC).....	95
Electronic climate control (ECC).....	96
Parking heater, auxiliary heater.....	97

Group 88

Electrically adjustable head restraint	98
Supplemental Restraint System (SRS).....	99
Remote garage door opener	100

Connectors

54/1B - 54/3LB.....	101
54/3LC - 54/3LE	102
54/3LF - 54/3LG	103
54/3LH - 54/8	104
54/9 - 54/10	105
54/11 - 54/12	106
54/13 - 54/14.....	107
54/16 - 54/20.....	108
54/21 - 54/22B.....	109
54/23A - 54/24.....	110
54/25 - 54/33.....	111
54/34 - 54/37.....	112
54/40 - 54/40A.....	113
54/40B - 54/50.....	114
54/51 - 54/54.....	115
54/55 - 54/58.....	116
54/59 - 54/74.....	117
54/79 - 54/106.....	118

Junction points

53/301 - 53/326.....	119
53/328 - 53/368.....	120
53/369 - 53/378.....	121
53/379 - 53/405.....	122
53/406 - 53/431.....	123
53/433 - 53/500.....	124
53/501 - 53/517.....	125
53/519 - 53/528.....	126
53/531 - 53/609.....	127
53/615 - 53/664.....	128

Cable harness routing in vehicle

Engine harness ME7/Denso.....	129
Engine harness Diesel	130

Transmission harness 4T65EV.....	131
Front engine compartment harness LHD.....	132
Front engine compartment harness RHD.....	133
Front passenger compartment harness LHD.....	134
Front passenger compartment harness RHD.....	135
Rear passenger compartment harness & Cargo compartment harness, tunnel.....	136
Roof harness & Boot lid/taillgate harness	137
Door harness	138
Bifuel harness.....	139

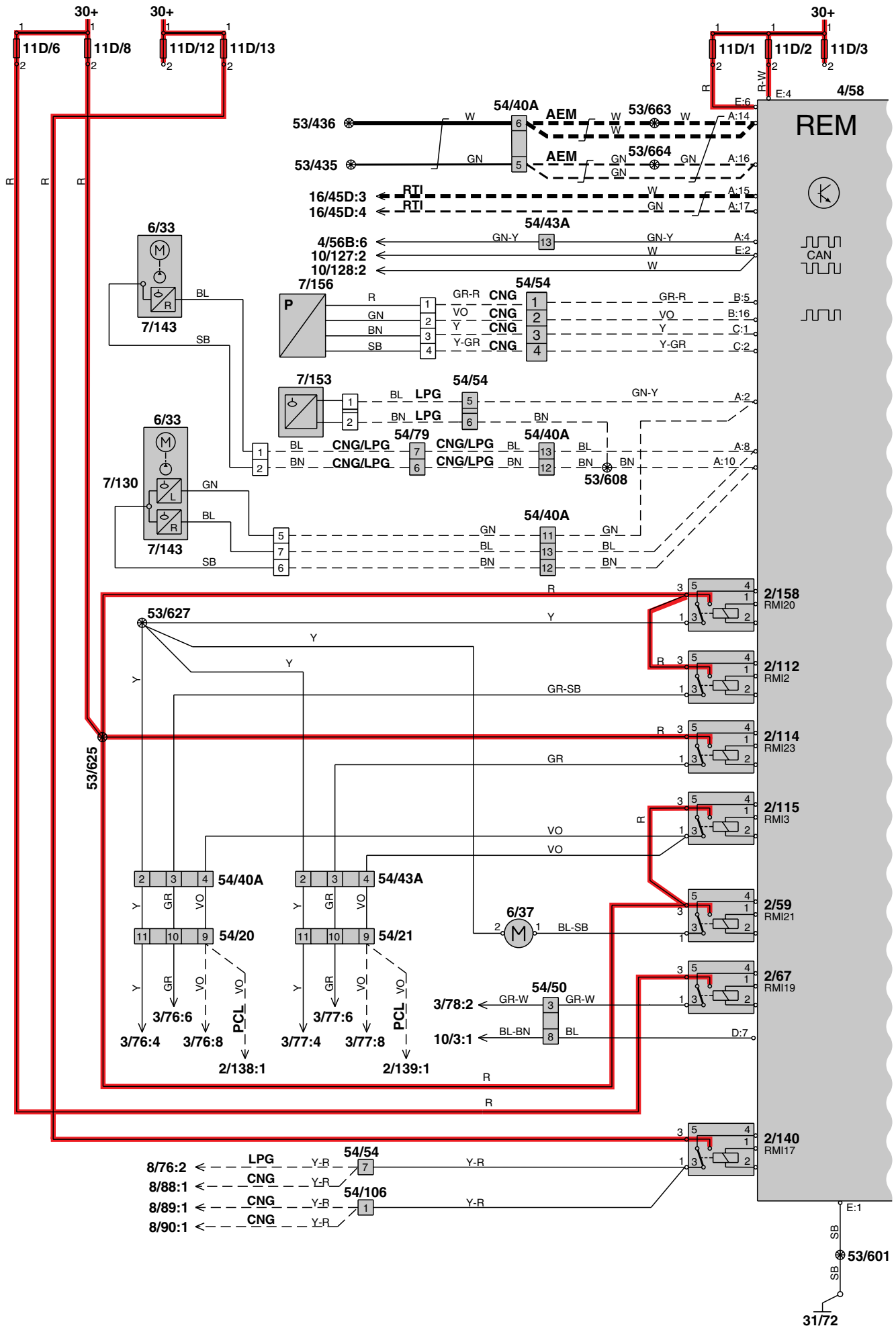
Component illustrations

1/1 - 2/34.....	140
2/35 - 2/82.....	141
2/83 - 2/119.....	142
2/120 - 3/6	143
3/6 - 3/53.....	144
3/56 - 3/86	145
3/91 - 3/122.....	146
3/123 - 3/171	147
3/173 - 4/46.....	148
4/50 - 4/202.....	149
5/1 - 6/25.....	150
6/26 - 6/63	151
6/64 - 6/103.....	152
6/105 - 7/15.....	153
7/16 - 7/74	154
7/77 - 7/116.....	155
7/120 - 7/159.....	156
7/162 - 8/28.....	157
8/30 - 8/46	158
8/51 - 8/78	159
8/79 - 9/13	160
9/16 - 10/12.....	161
10/11 - 10/45.....	162
10/44 - 10/52	163
10/53 - 10/68.....	164
10/70 - 10/130.....	165
10/129 - 15/20.....	166
15/21 - 16/6.....	167
16/9 - 16/47.....	168
16/55 - 17/13	169
17/17 - 20/32.....	170
20/33 - 31/47	171
31/48 - 31/93.....	172
31/94 - 54/9.....	173
54/10 - 54/33.....	174
54/34 - 54/55.....	175
54/56 - 54/106.....	176

List of components

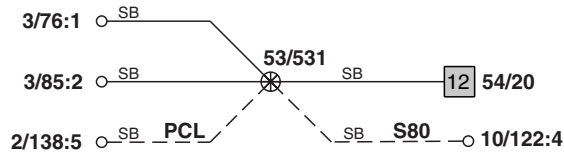
Control modules

Rear Electronic Module REM

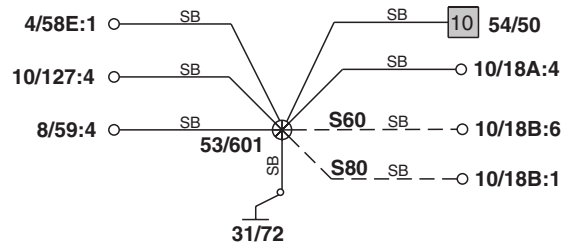


Junction points 53/531 - 53/609

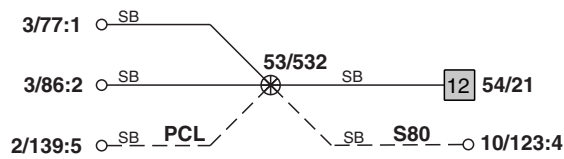
53/531



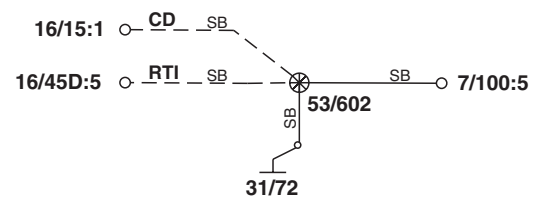
53/601



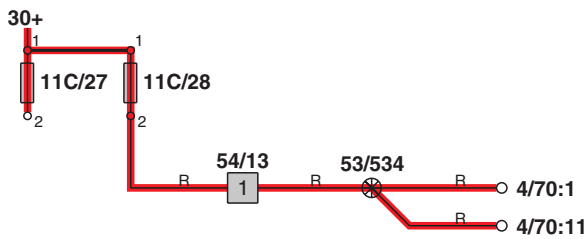
53/532



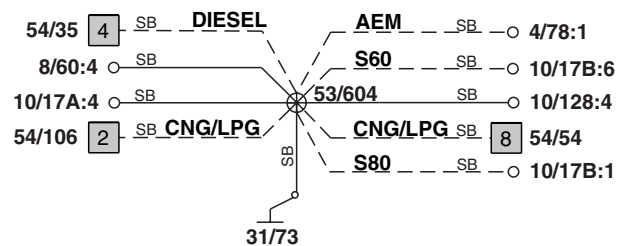
53/602



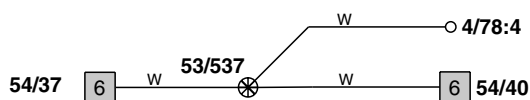
53/534



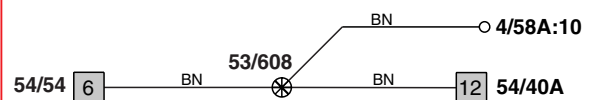
53/604



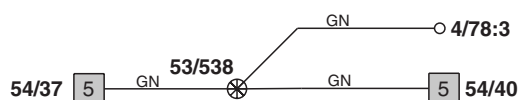
53/537
AEM



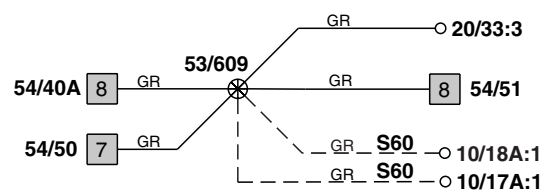
53/608
CNG/LPG



53/538
AEM



53/609



Cable harness routing in vehicle Engine harness ME7/Denso

