



Volvo S60
(2002-2003)



Wiring Diagrams and Electric Model Year 2003

Abbreviations	3
How to use the wiring diagrams	4

Electrical distribution

Overview	6
----------------	---

Fuses

Engine compartment 11A/1-8	8
Engine compartment 11B/1-9	9
Engine compartment 11B/11-23	10
Passenger compartment 11C/1-14	11
Passenger compartment 11C/15-24	12
Passenger compartment 11C/25-31	13
Passenger compartment 11C/32-38	14
Cargo compartment 11D/1-7	15
Cargo compartment 11D/8-18	16
Cargo compartment 11E/1-7	17

Relays/Shunts

Ignition switch and relays	18
Engine compartment FMA2 - FST3	19
Passenger compartment CMA2 - CSH4	20
Cargo compartment RMA1 - RSH6	21
Other relays	22

Ground connections

31/1 - 31/53	23
31/66 - 31/73	24
31/83 - 31/91	25
31/93 - 31/95	26
31/96 - 31/98	27

Control modules

Overview, location	28
Overview, designations	29
Central Electronic Module (CEM)	30
Rear Electronic Module (REM)	32
Data communication	34

Group 23

Engine management system, 5-cyl normally aspirated	36
Engine management system, 5-cyl Turbo	38
Engine management system, 6-cyl	40
Engine management system, Bifuel	42
Engine management system, Diesel	44
Emission control, 5-cyl normally aspirated	46
Emission control, 6-cyl & 5-cyl Turbo	47

Group 26

Cooling fan	48
-------------------	----

Group 27

Cruise control	49
----------------------	----

Group 32

Power supply	50
--------------------	----

Group 33

Starting system	51
-----------------------	----

Group 35

High and low beam, auxiliary light wiring	52
High and low beam, auxiliary light wiring, Bi-Xenon	53
Fog lights	54
Position/parking lights, tail lights and license plate lighting	55
Brake lights	56
Reversing lights	57
Interior lighting	58
Beam length adjustment	59
Safety lighting	60

Group 36

Indicators and warning lights	61
Horn	62
Wiper/washer, windscreen	63
Wiper/washer, headlights	64
Accessory Electronic Module (AEM)	65
Rain sensor	66
Anti-theft alarm	67
Electronic immobilizer	68

Group 37

Towing bracket wiring	69
Diagnostics system	70
12V outlet	71
12V cargo compartment outlet	72

Group 38

Driver information module	73
Driver information module, Bi-Fuel	74
Seat belt reminder	75

Group 39

Road Traffic Information RTI	76
Audio	77
Audio with auxiliary amplifier	78
Mobile phone	80

Group 43

Automatic transmission, AW55-50SN/AW50AWD	81
Automatic transmission, 4T65EV	82
Geartronic	83
Shift lock	84
Differential Electronic Module (DEM)	85

Group 59

Brake Control Module (BCM)	86
----------------------------------	----

Order number TP 3966032
Replaces previous manual TP 3966031

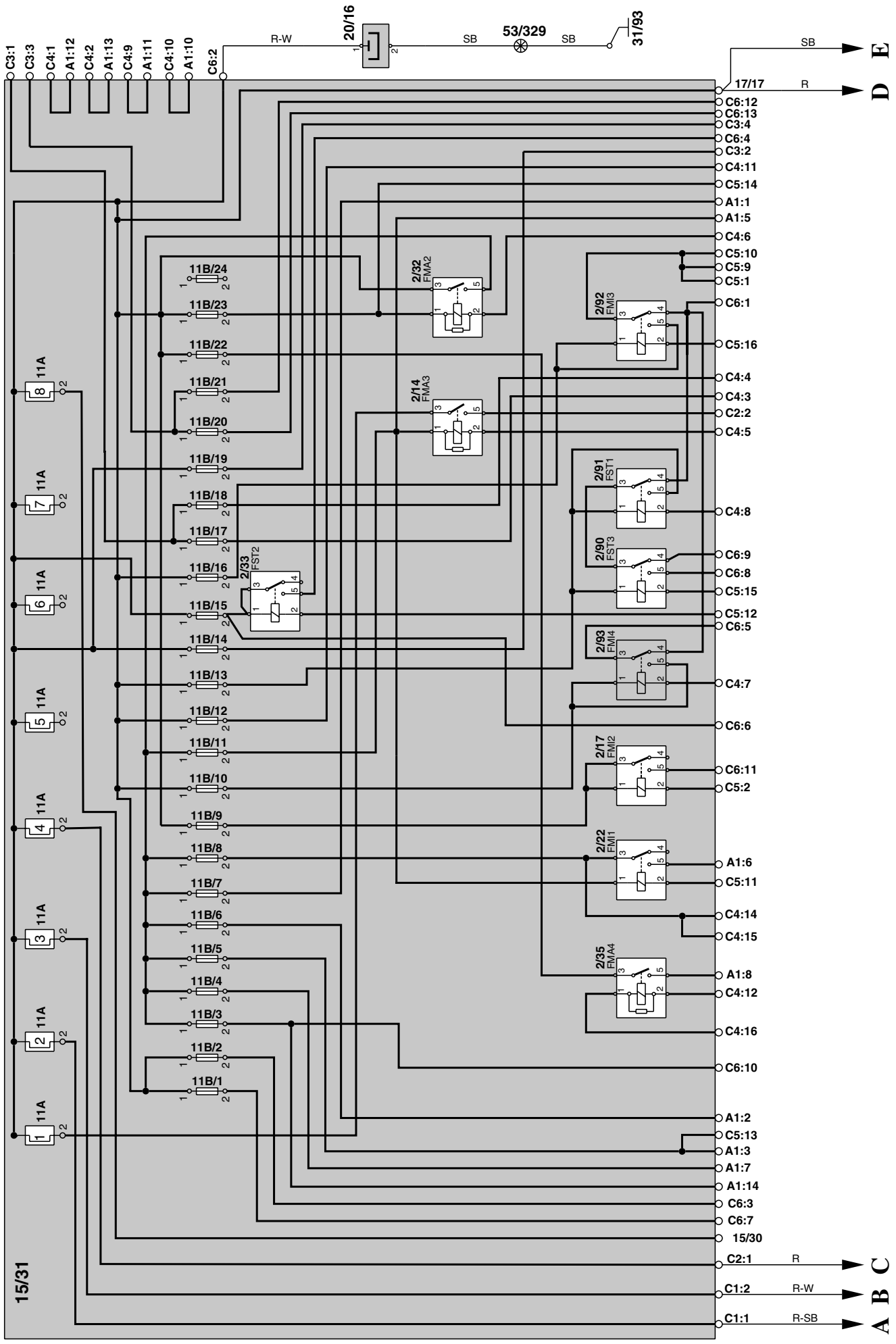
Group 64	
Electronic power steering	87
Group 83	
Power windows	88
Central locking.....	89
Power sunroof.....	90
Group 84	
Heated rear window	91
Heated door mirrors	92
Power door mirrors	93
Group 85	
Heated seats.....	94
Power driver's seat	95
Power passenger seat	96
Group 87	
Manual climate control (MCC).....	97
Electronic climate control (ECC).....	98
Parking heater, auxiliary heater.....	99
Group 88	
SRS Supplemental Restraint System	100
Electrically adjustable head restraint	101
Remote garage door opener	102
Connectors	103
Junction points.....	120
Cable harness routing in vehicle	
Engine harness Petrol	129
Engine harness Diesel	130
Transmission harness 4T65EV	131
Front engine compartment harness LHD	132
Front engine compartment harness RHD.....	133
Front passenger compartment harness LHD	134
Front passenger compartment harness RHD.....	135
Passenger compartment harness & cargo compartment	136
Roof harness & boot lid/tailgate	137
Door harness.....	138
Bifuel harness	139

Component illustrations	
1/1 - 2/34	140
2/35 - 2/82	141
2/83 - 2/119.....	142
2/120 - 3/6	143
3/6 - 3/53.....	144
3/56 - 3/86	145
3/91 - 3/122.....	146
3/123 - 3/171	147
3/173 - 4/46.....	148
4/50 - 4/202.....	149
5/1 - 6/25.....	150
6/26 - 6/63.....	151
6/64 - 6/103.....	152
6/105 - 7/15.....	153
7/16 - 7/74	154
7/77 - 7/116.....	155
7/120 - 7/159	156
7/162 - 8/19.....	157
8/28 - 8/46	158
8/51 - 8/78	159
8/79 - 9/13	160
9/16 - 10/12.....	161
10/11 - 10/45	162
10/44 - 10/52	163
10/53 - 10/68	164
10/70 - 10/130.....	165
10/129 - 15/30.....	166
15/31 - 16/6.....	167
16/9 - 15/56.....	168
16/60 - 17/17	169
18/4 - 20/34.....	170
31/1 - 31/53.....	171
31/66 - 31/94	172
31/96 - 54/11	173
54/12 - 54/40	174
54/40B - 54/60	175
54/65 - 54/106.....	176

Alphabetical index

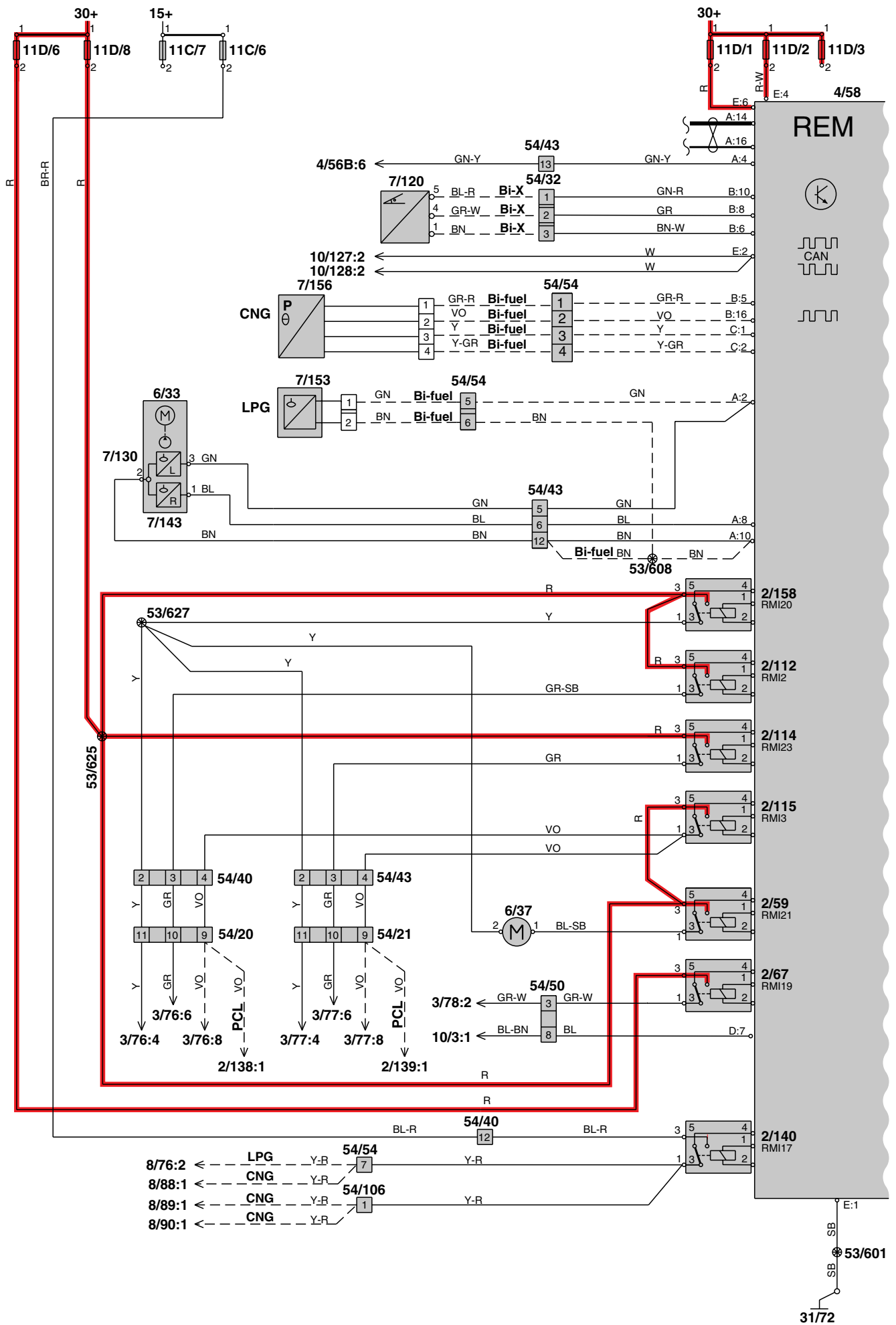
List of components

Electrical distribution Overview



Control modules

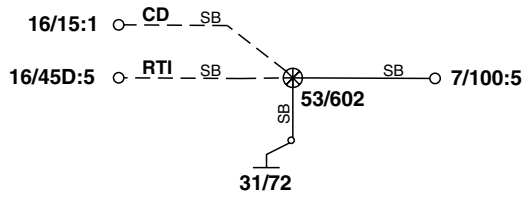
Rear Electronic Module (REM)



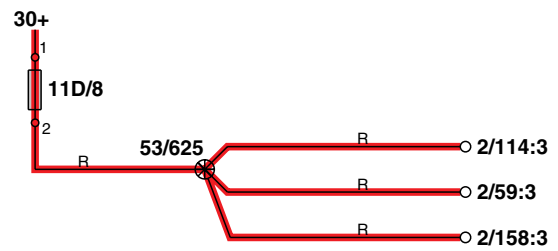
Junction points

53/602 - 53/667

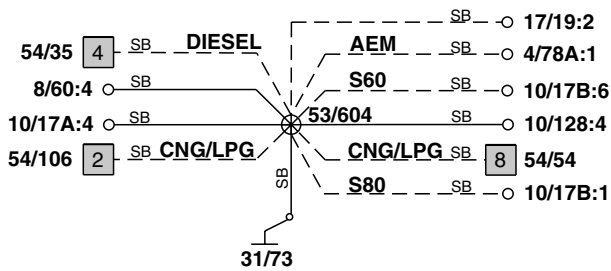
53/602



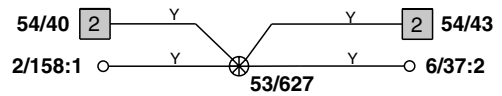
53/625



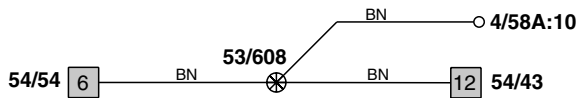
53/604



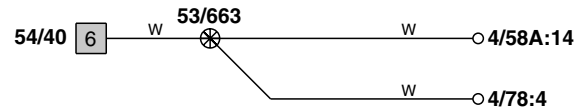
53/627



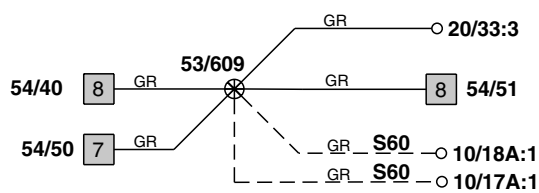
53/608
Bi-Fuel



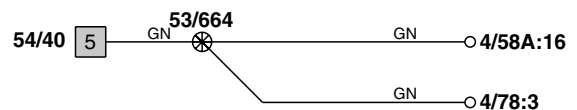
53/663
AEM



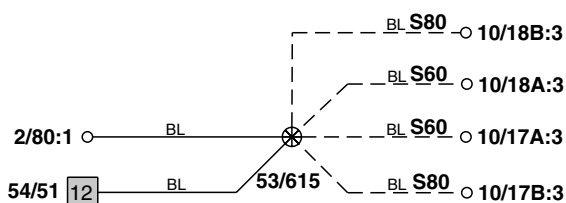
53/609



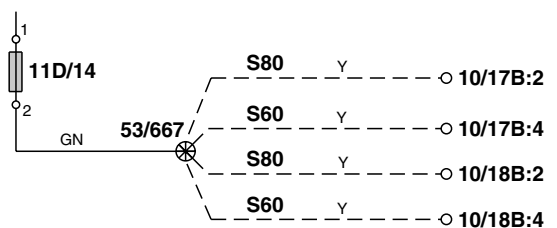
53/664
AEM



53/615



53/667



Cable harness routing in vehicle Engine harness Petrol

