



Volvo S40
(2004-2005)



Wiring Diagrams and Electric Model year 2005

VOLVO
for life



VOLVO
WIRING DIAGRAM S40 (04-)/V50

TP 3978202
2005

Table of Contents 1:2

Vehicles with SRS (Airbag)/SIPS bag/ IC (Inflatable Curtain).....	2
Abbreviations.....	5
How to use the wiring diagrams 1:2.....	6
Electrical distribution 1:2.....	8

Relays

Ignition switch and relays.....	10
Distribution box in engine compartment R1-R14.....	11
Central Electronic Module (CEM) R15-R18.....	12
Relays - soldered.....	13

Fuses

Engine compartment distribution box F1-F8.....	14
Engine compartment distribution box F9-F18.....	15
Engine compartment distribution box F20-F32.....	16
Engine compartment distribution box F33-FH1.....	17
Central Electronic Module (CEM) F43-F52.....	18
Central Electronic Module (CEM) F53-F66.....	19
Central Electronic Module (CEM) F68-F86.....	20
Battery, PF1-PF2.....	21

Ground connections

Overview.....	22
31/3 - 31/10.....	23
31/11 - 31/66.....	24
31/67 - 31/84.....	25
31/88 - 31/114.....	26
31/115 - Ground connections in chassis.....	27

Control modules

Overview of locations.....	28
Overview of designations.....	29
Central Electronic Module (CEM) 1:2.....	30
Data communication Low speed CAN 1:2.....	32
Data communication LIN 1:2.....	34
Data communication High speed CAN.....	36
Data communication MOST.....	37
Start Control Module (SCU).....	38
Accessory Electronic Module (AEM).....	39

Group 23 Fuel system

Engine management system, 4-cyl 1.8l 1:2.....	40
Engine management system, 5-cyl 1:2.....	42
Engine management system, 5-cyl Turbo 1:2.....	44
Engine management system Diesel 1:2.....	46
Emission control 4-cyl 1.8l.....	48
Emission control, 5-cyl.....	49
Emission control, 5-cyl Turbo.....	50

Group 26 Cooling system

Cooling fan.....	51
Cooling fan Diesel.....	52

Group 27 Engine control

Cruise control.....	53
Cruise control, Diesel.....	54

Group 32 Alternator and voltage regulator

Power supply.....	55
Power supply, Diesel.....	56

Group 33 Starting system

Starting system.....	57
Starting system, Diesel.....	58

Group 35 Lighting

High and low beam.....	59
High and low beam (Bi-Xenon).....	60
Manual beam length adjustment.....	61
Automatic head light leveling (Bi-Xenon).....	62
Running/Parking lights, Tail lights.....	63
Running/Parking lights, Tail lights (Bi-Xenon).....	64
Fog lights.....	65
Fog lights LHD, Japan.....	66
Brake lights.....	67
Reversing lights.....	68
Follow-me-home lighting.....	69
Interior lighting 1:2.....	70
Instrument and control illumination.....	72
Auxiliary light.....	73

Group 36 Additional electrical equipment

Rain Sensor.....	74
Direction indicators and flashing hazard lights.....	75
Direction indicators and flashing hazard lights (Bi-Xenon).....	76
Windshield wiper/washer.....	77
Headlight washer.....	78
Wiper/washer, rear window.....	79
Horn.....	80
Immobilizer/Control module steering column lock (SCL).....	81
Keyless Vehicle 1:2.....	82
Parking assistance, rear.....	85
Parking assistance, front.....	86
Accessory Electronic Module (AEM).....	87

Group 37 Wiring and fuses

Diagnostics system.....	88
12V outlet.....	89
Tow hitch cable harness, 4-pin.....	90
Towbar cable harness, 7-pin.....	91
Towbar cable harness, 13-pin.....	92

Group 38 Instruments

Seat belt reminder.....	93
Driver information module.....	94

Group 39 Other

Multimedia & Traffic information.....	95
Audio 1:2.....	96
Cellular phone 1:2.....	98
Subwoofer.....	100
Handsfree.....	101

Table of Contents 2:2

Group 43 Transmission

Automatic transmission AW55-51.....	102
Shift interlock.....	103
Transmission M66.....	104

Group 59 Brake system

Brake control system.....	105
Brake control system & STC.....	106
Brake control system & DSTC.....	107

Group 64 Steering

Electronic power steering.....	108
--------------------------------	-----

Group 83 Doors and openings

Central locking, front doors.....	109
Central locking, rear doors.....	110
Central locking, trunk lid/tailgate.....	111
Child safety lock.....	112
Central locking, fuel filler flap.....	113
Signal receiver, remote-control, central locking.....	114
Power windows, front doors.....	115
Power windows, rear doors.....	116
Power sunroof.....	117

Group 84 Exterior decorative elements, etc.

Power door mirrors.....	118
Heated door mirrors.....	119
Heated rear window.....	120

Group 85 Interior equipment

Power driver's seat with memory function, LHD.....	121
Power driver's seat with memory function, RHD.....	122
Power driver's seat.....	123
Power passenger seat.....	124
Heated seats.....	125

Group 87 Climate controls

Climate control system 4-cyl 1.8l 1:2.....	126
Climate control system 1:2.....	128
Climate control system Diesel 1:2.....	130
Climate control system PTC element.....	132
Parking heater, auxiliary heater.....	133
Relay, electric engine heater.....	134

Group 88 Internal equipment

Auto-dimming rear-view mirror.....	135
Supplemental Restraint System (SRS) 1:2.....	136

Connectors..... 138

Branching points160

Cable harnesses' routing in the vehicle

Harness engine, Gasoline 4-cyl.....	169
Harness engine, Gasoline 5-cyl.....	169
Harness engine, Gasoline 5-cyl, Turbo.....	170
Harness engine, Diesel.....	170
Harness engine compartment, 4-cyl.....	171
Harness engine compartment, 5-cyl & Turbo.....	171
Harness engine compartment, Diesel.....	172
Harness Dashboard.....	172
Harness Infotainment.....	173
Harness Floor S40.....	174
Harness Floor V50.....	175
Harness Ceiling S40.....	176
Harness Ceiling V50.....	176
Harness Tunnel.....	177
Harness Driver door.....	178
Harness Passenger door.....	178
Harness Rear door, right.....	179
Harness Rear door, left.....	179
Harness Trunk, S40.....	180
Harness Tailgate, V50.....	180

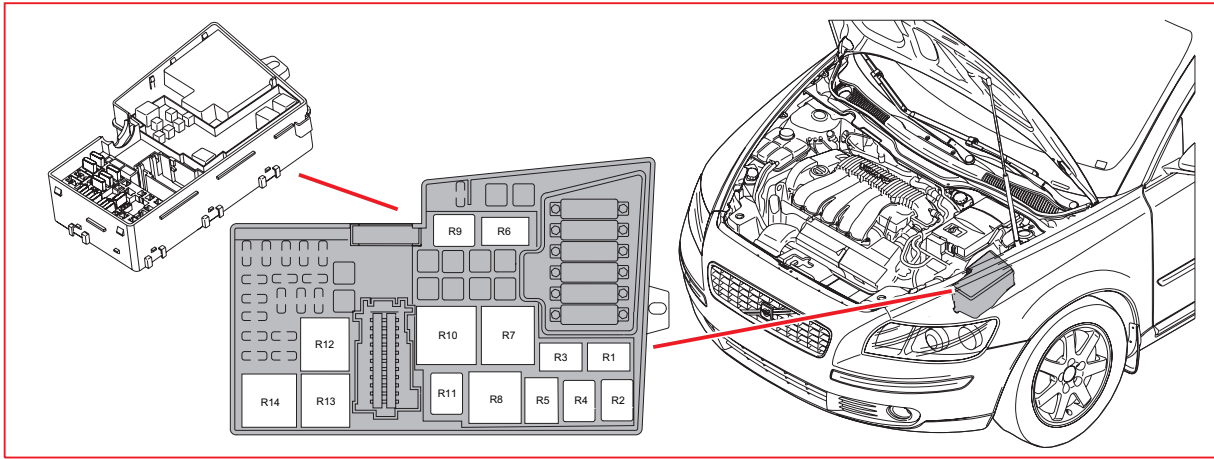
Component illustrations181

Index 224

List of components 1:4

Relays

Distribution box in engine compartment R1-R14

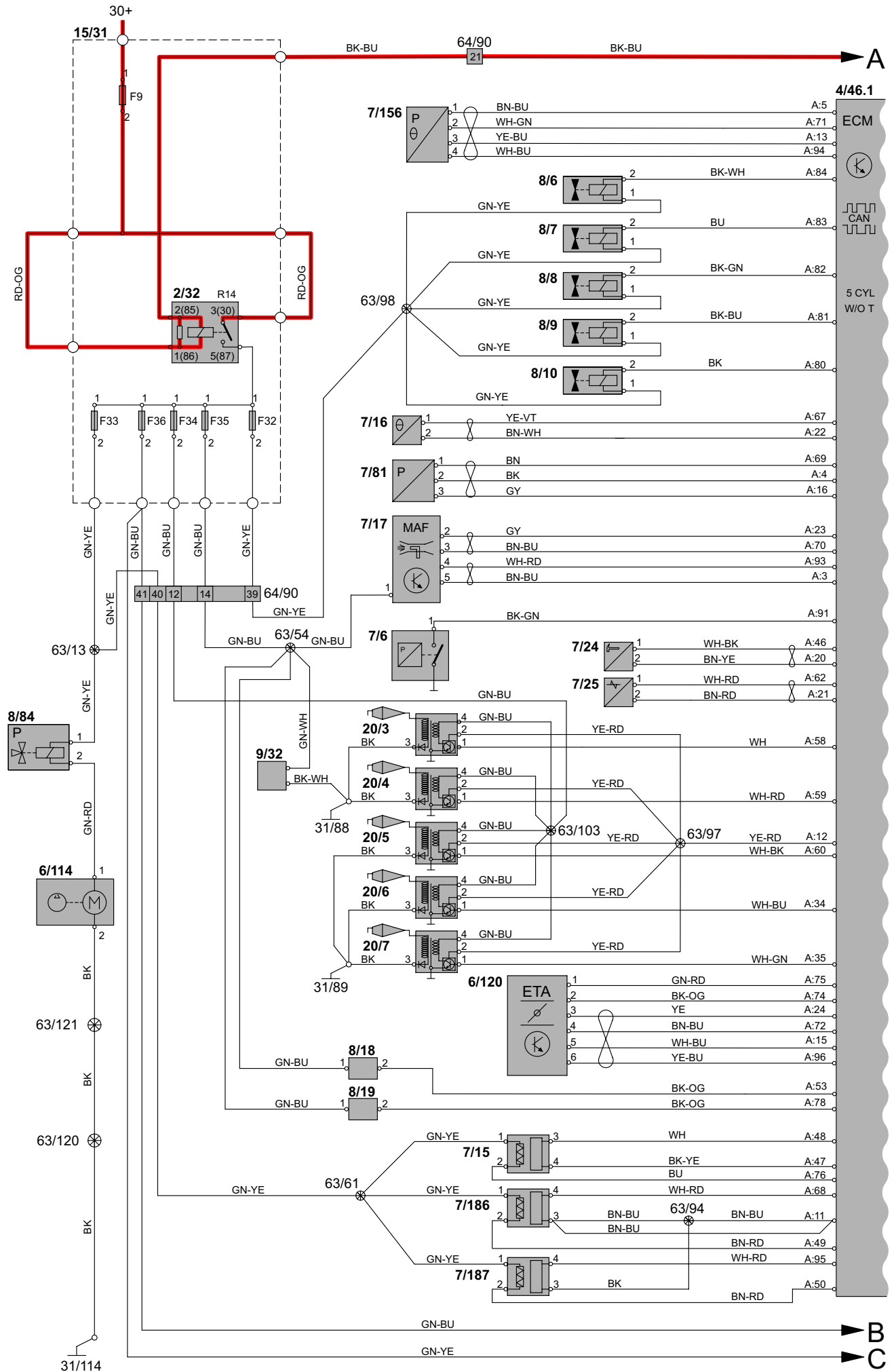


15/31 Engine compartment distribution box

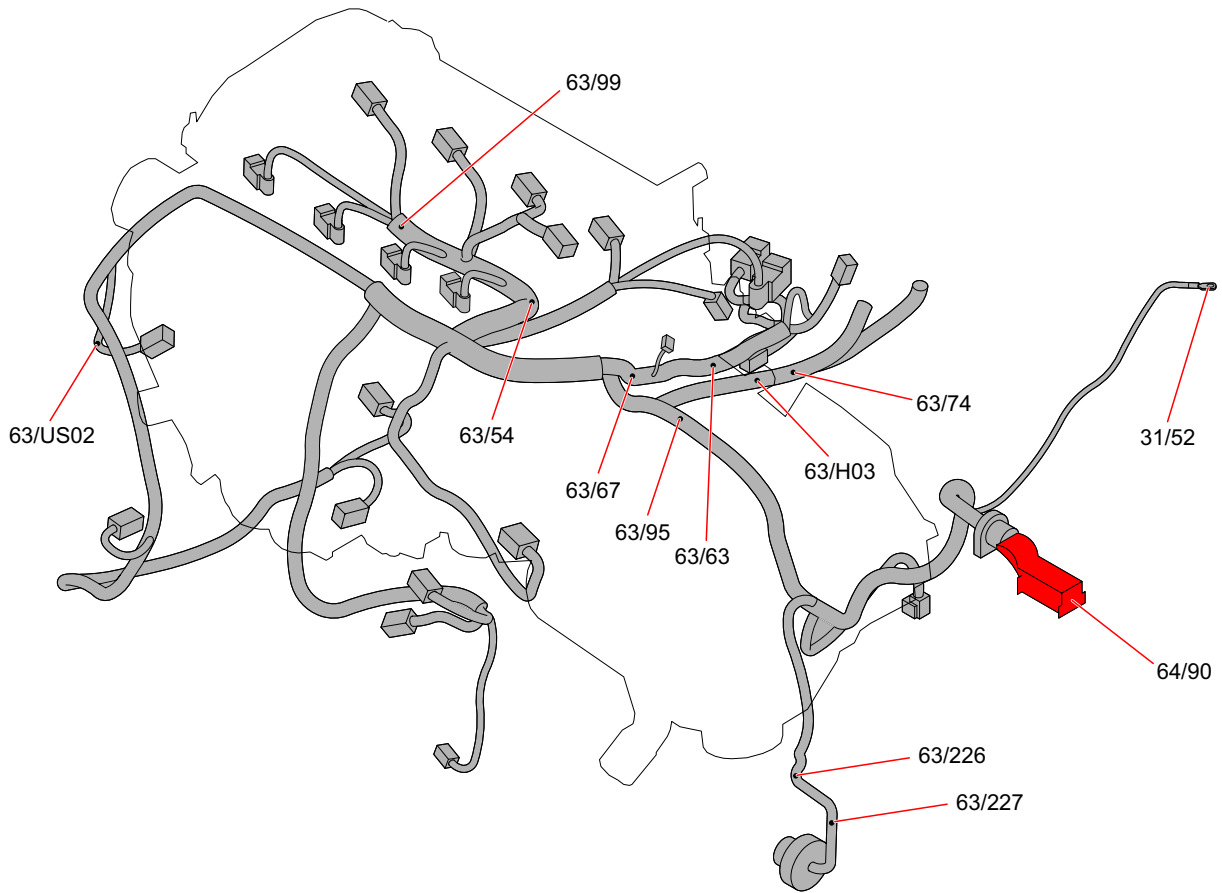
Pos	Relay function
R1	2/165 Relay immobilizer
R2	2/17 Relay, horn
R4	2/34 Relay, front fog lights
R5	2/142 Relay, pre-heater, fuel filter
R8	2/159.2 Relay, infotainment, extra
R9	2/182 Relay, headlight washer motor
R10	2/82 Relay, heated rear window
R11	2/22 Relay, climate control system
R13	2/35 Relay, starter motor
R14	2/32 Main relay, engine management system

Group 23 Fuel system

Engine management system, 5-cyl 1:2



**Cable harnesses' routing in the vehicle
 Harness engine, Gasoline 4-cyl**



**Cable harnesses' routing in the vehicle
 Harness engine, Gasoline 5-cyl**

